
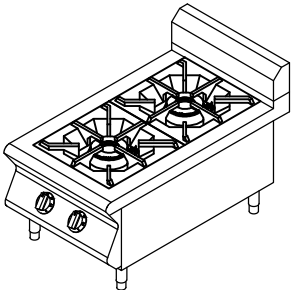
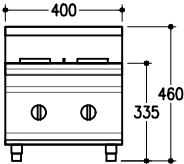


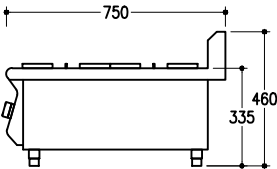
GAS STOVE RANGE PORTABLE



TOP VIEW



FRONT VIEW



SIDE VIEW

DESCRIPTION

Code Item	GS2B-P
Main Function	This Portable Gas Stove with a countertop design, the unit is space efficient, and with its (2) 15 Kw / Hr burners, it's ideal for whipping up sauces, sides, entrees, and even desserts. Powered with 2 Burners, Total of 15 Kw. Cast Iron Pot Holder 2 x 300 x 300 mm. Equipped with Flame Failure Device. Adjustable leveling feet
Dimension	400 (W) x 750 (D) x 335/460 mm (H)
Net Weight	39 Kg
Gas Connection	1/2 Inch
Gas Consumption	15 Kw / Hr (52.000 BTU)
Power	Gas
Cooking Zone	2 x 300 x 300