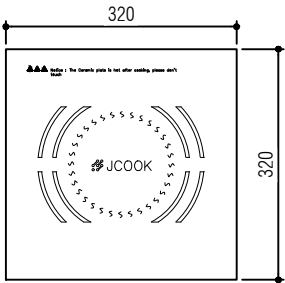
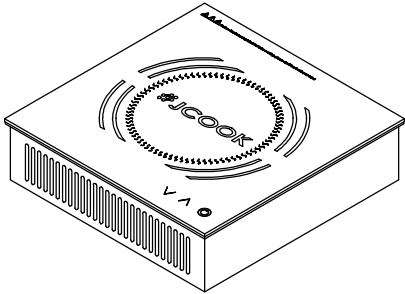
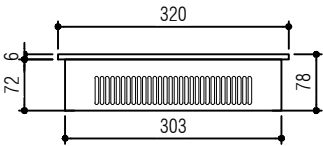


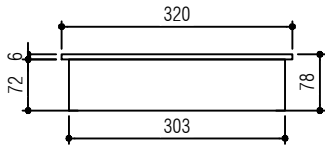
DROP IN INDUCTION



TOP VIEW

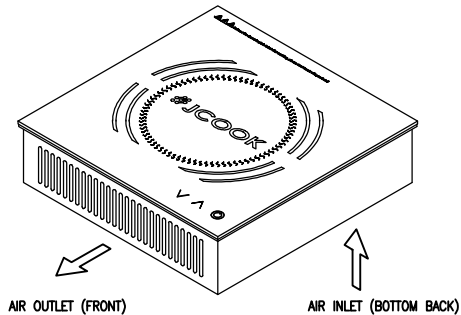


FRONT VIEW



SIDE VIEW

AIR FLOW



AIR OUTLET (FRONT)

AIR INLET (BOTTOM BACK)

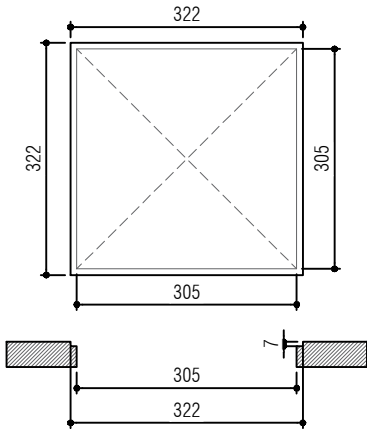


TABLE CUT SIZE ("L" TYPE HOLE)

DESCRIPTION

Code Item

JD18

Product Information

This induction stove has 1800 watts of power, providing fast, consistent and even heating, accompanied by touch screen control on the top of the glass. Designed to be embedded in your marble dining table or kitchen, it can also be used for buffet tables. Equipped with 5 levels of power adjustment and an automatic shutdown system for excess temperatures or when there is no object being cooked, it is easy to operate and easy to clean.

Dimension

320 (W) x 320 (D) x 78 mm (H)

Power  
Consumption

1,8 Kw/Hr

Electricity

220 V / 50-60 Hz / 1 Phase

Power

Electricity

Features

Touch Screen Control