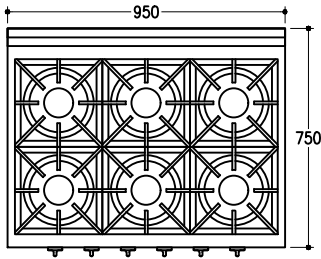
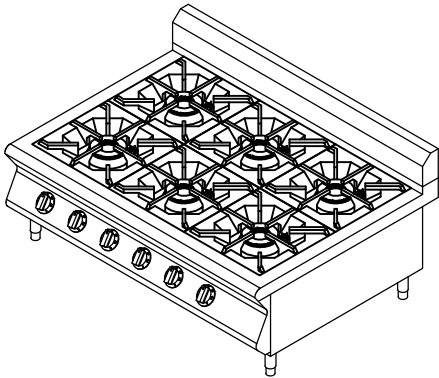
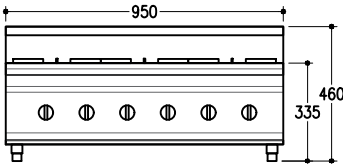


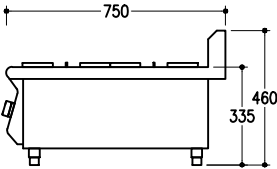
GAS STOVE CABINET



TOP VIEW



FRONT VIEW



SIDE VIEW

DESCRIPTION

Code Item GS6B-P

Main Function This Portable Gas Stove with a countertop design, the unit is space efficient, and with its (6) 45 Kw / Hr burners, it's ideal for whipping up sauces, sides, entrees, and even desserts. Powered with 6 Burners, Total of 45 Kw. Cast Iron Pot Holder 6 x 300 x 300 mm. Equipped with Flame Failure Device. Adjustable leveling feet

Dimention 950 (W) x 750 (D) x 335/460 mm (H)

Net Weight 59 Kg

Gas Connection 3/4 Inch

Gas Consumption 45 Kw / Hr (155.000 BTU)

Power Gas

Cooking Zone 6 x 300 x 300