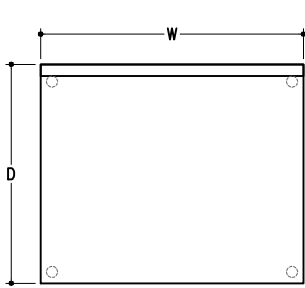
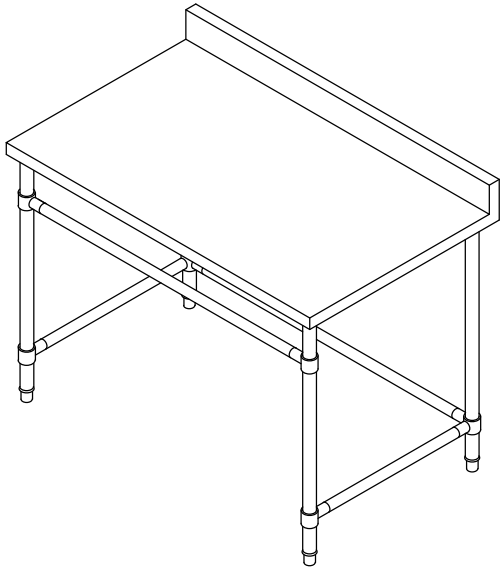
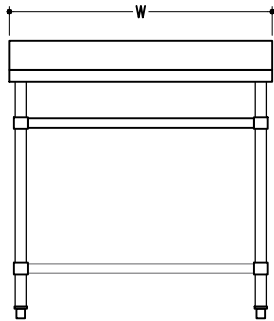


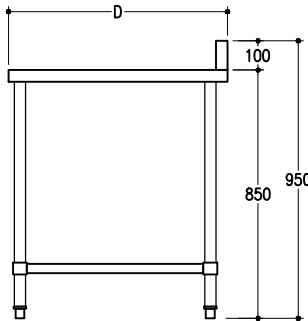
WORK TABLE WITH CROSS BRACING & BACKSPLASH



TOP VIEW



FRONT VIEW



SIDE VIEW

DESCRIPTION

Code Item	WTC-09-B	WTC-12-B	WTC-15-B
Main Function	Invest in the durability and stability of your commercial kitchen with our Work Table Cross Bracing Systems. Engineered for structural reinforcement and ease of installation, these essential components provide the stability and safety your kitchen needs to operate efficiently. Upgrade your work tables today and experience the difference in performance and peace of mind.		
Dimension in mm (W x D x H)	900x750x850/950	1200x750x850/950	1500x750x850/950
Net Weight	18 Kg	21 Kg	24 Kg
Working Capacity	6.390 Cm ²	8.520 Cm ²	10.650 Cm ²
Features	Neutral Working Surface, Adjustable Feet, Backsplash, Cross Bracing, Knockdown		