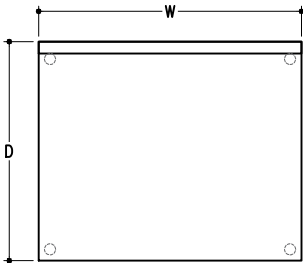
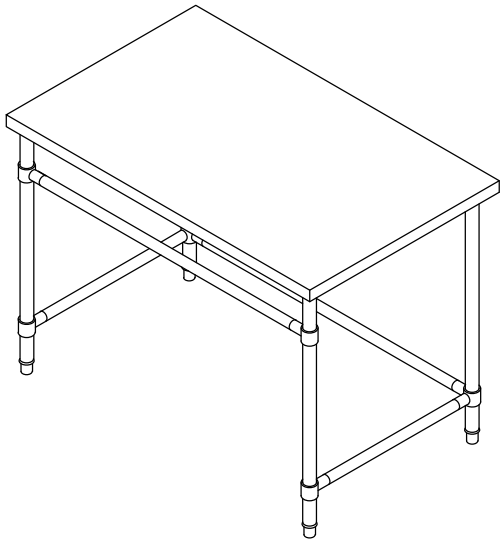
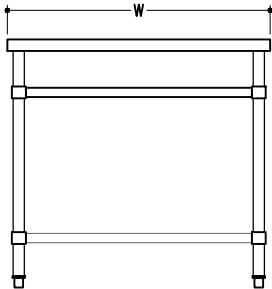


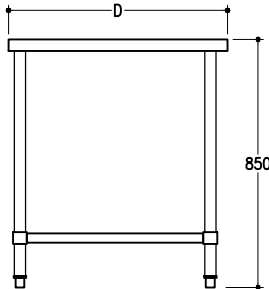
WORK TABLE WITH CROSS BRACING



TOP VIEW



FRONT VIEW



SIDE VIEW

DESCRIPTION

Code Item	WTC-09	WTC-12	WTC-15
Main Function	Invest in the durability and stability of your commercial kitchen with our Work Table Cross Bracing Systems. Engineered for structural reinforcement and ease of installation, these essential components provide the stability and safety your kitchen needs to operate efficiently. Upgrade your work tables today and experience the difference in performance and peace of mind.		
Dimension in mm (W x D x H)	900 x 750 x 850	1200 x 750 x 850	1500 x 750 x 850
Net Weight	17.1 Kg	20.2 Kg	22.91 Kg
Working Capacity	6.750 Cm ²	9.000 Cm ²	11.250 Cm ²
Features	Neutral Working Surface, Adjustable Feet, Cross Bracing, Knockdown		