
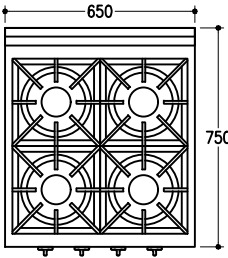


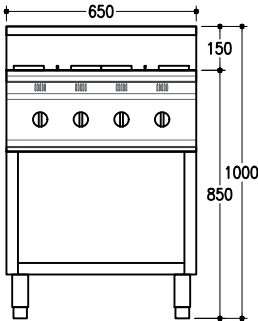
GAS STOVE CABINET



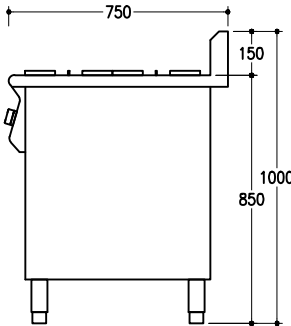
ISOMETRI



TOP VIEW



FRONT VIEW



SIDE VIEW

DESCRIPTION

Code Item	GS4B-C
Main Function	This Gas Stove Cabinet designed to withstand the most demanding of commercial environments, A great way to produce consistently high-quality food while getting the most out of your operation's valuable floor space. you can fry and simmer on top while eliminating wasted space by using the cabinet below to store pans and other go-to items. Powered with 4 Burners, Total of 30 Kw. Cast Iron Pot Holder 4 x 300 x 300 mm. Equipped with Flame Failure Device. Adjustable leveling feet
Dimention	650 (W) x 750 (D) x 850/1000 mm (H)
Net Weight	65 Kg
Gas Connection	1/2 Inch
Gas Consumption	30 Kw / Hr (105.000 BTU)
Power	Gas
Cooking Zone	4 x 300 x 300mm