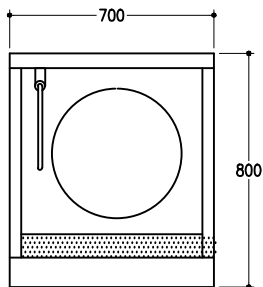
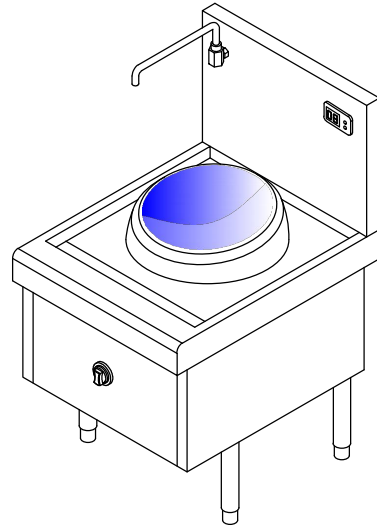
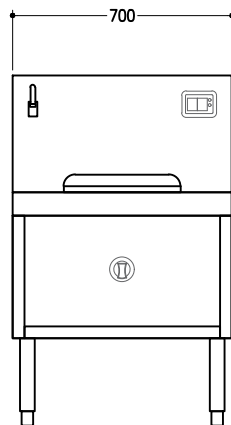


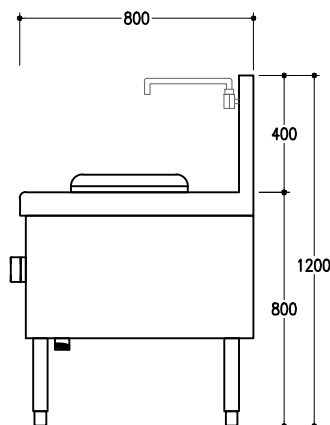
INDUCTION WOK



TOP VIEW



FRONT VIEW



SIDE VIEW

DESCRIPTION

Code Item

IW-08

IW-10

IW-15

Main Function

To cook the oriental way especially with wok is just what this device provides. It's fast cooking process is paired with control panel of 8 levels of power in LED Display. Even though this device is electrically powered, be sure that it doesn't rid of the WOK HAY asian cuisine are staple to. Equipped with tap water for easy access of water supply while cooking.

Dimension

700 (W) x 800 (D) x 800/1200 mm (H)

Net Weight

58.8 Kg

Power Consumption

8 Kw / Hr

10 Kw / Hr

15 Kw / Hr

Electricity

360-410 V / 50-60 Hz / 3 Phase

Power

Electricity

Features

Knob Control, Display

Water Inlet

1/2 Inch